

Aqua Spout Pro Guideline Form (ASX)

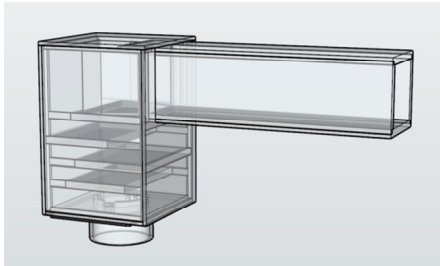
Rev. 1/10/24

Date: / /

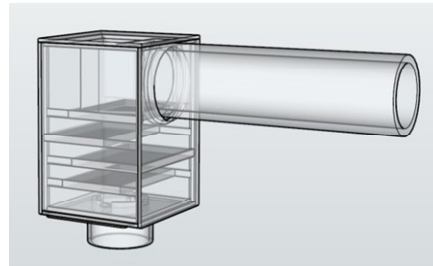
Builder Name:	Dist.:
Job Name:	Contact:
Phone:	Phone:
Email:	Email:

Application descriptions:

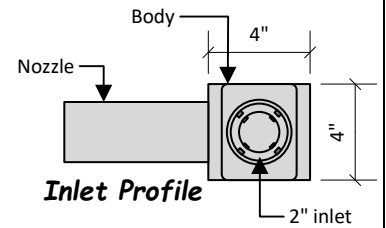
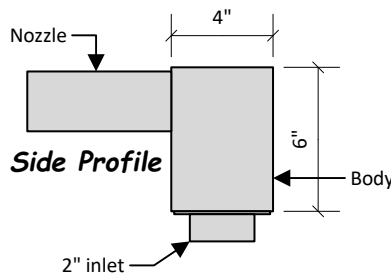
1. **Aqua Spout Pro** provides solid pour, close to laminar flow. Installed in series, ASP can operate without valves to self-baffle when installed on a balance line. Fixtures operate at 10-25 gpm rate.



Square Nozzle


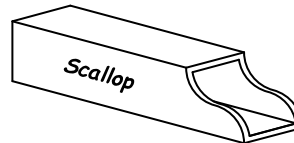
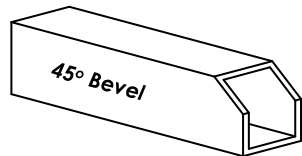
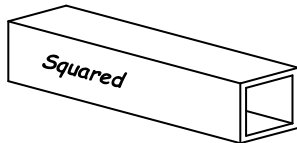


Round Nozzle



***Max Standard Nozzle of 6"**

Nozzle Cuts



1. Nozzle Shape: _____ 2. Nozzle Cut: _____
 3. Nozzle Length: _____ 4. How many units do you need: _____

Circle a Nozzle Color:

- White Black Gray Tan
 Bronze Silver Copper

***Custom spouts are perfect for your designs, setup a consultation with us to design your standard Spout.**

	P.O. Box 5375 Spring Hill, FL 34611 Ph: (888) 683-0042 Fax: (877) 683-3442 Email: sales@gawcinc.com www.gawcinc.com	To Be Completed by: Great American Waterfall Co.		
		Product Number	Price	Availability