

Aqua Spout Xtreme Gen3 Guideline Form (ASX412)

Date: / /

Builder Name (REQUIRED):

Dist.:

Job Name (REQUIRED):

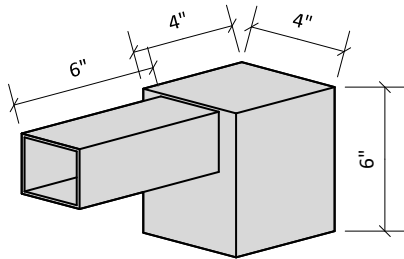
Contact:

Phone:

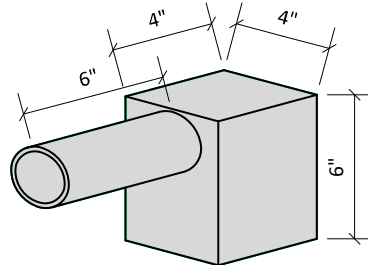
Phone:

Email:

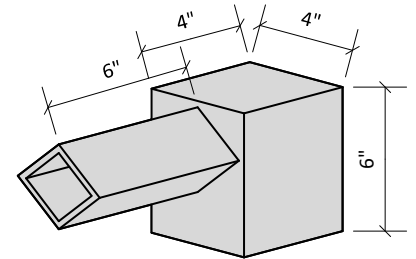
Email:



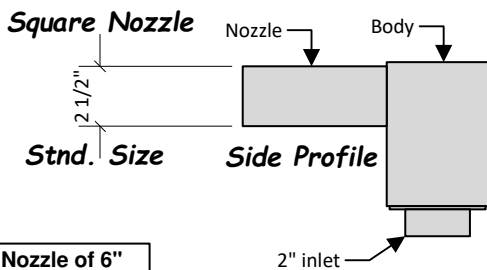
Square Nozzle



Round Nozzle

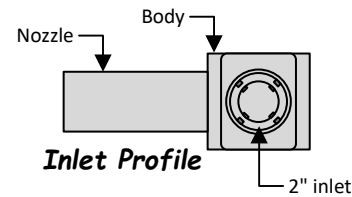


Diagonal Nozzle



Std. Size


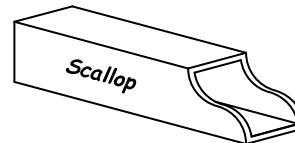
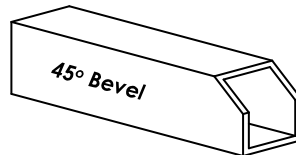
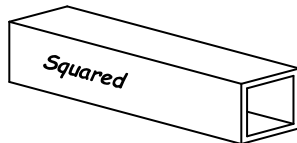
Side Profile



Inlet Profile

*Max Standard Nozzle of 6"
*Custom Nozzles available

Nozzle Options



Application descriptions:

1. Aqua Spout Xtreme provides solid pour and laminar flow when installed on direct pressure side of pumping system. Fixtures operate at 10-25 gpm rate.

1. Nozzle Type: _____

2. Feed Options (Circle): Bottom L-side R-side Top

Circle a Nozzle Color:

3. Nozzle Option: _____

4. Nozzle Length: _____

White Black Gray Tan

5. How many units do you need: _____

*Hammered

Bronze Silver Copper

***Debris within fixtures are not a material or workmanship related defect(s), and is/are not a warrantable claim. In-line strainer/filter can be installed as a preventative measure per plan as provided by project's design professional.**

***GAWC fixtures have recommended installation guidelines which can be found on our website or provided upon request by our office. Additional "means & method" of install should be provided by the licensed and insured contractor purchasing the product.**

***GAWC can be contacted for any custom fabrication or install, contact info provided below.**



P.O. Box 5375 Spring Hill, FL 34611
Ph: (888) 683-0042
Fax: (877) 683-3442
Email: sales@gawcinc.com
www.gawcinc.com

To Be Completed by: Great American Waterfall Co. **Release 4/2020**

Product Number

Price

Availability